

VALIANT COMMUNICATIONS LIMITED



E1 - 120 Ohms Patch Panel with Hi-Z Monitoring Port

Product Brochure & Data Sheet

VALIANT COMMUNICATIONS LIMITED

71/1, Shivaji Marg, New Delhi - 110015, India

Phone: +91-11 4105 5601, +91-11 4105 5602,
+91-11 4105 5603, +91-11 2592 8415,
+91-11 2592 8416, +91-11 2541 0053

Fax: +91-11 4105 5604, +91-11 2543 4300

E-mail: getinfo@valiantcom.com

Website: <http://www.valiantcom.com>

VALIANT COMMUNICATIONS (UK) LTD

1, Acton Hill Mews,
310-328 Uxbridge Road,
London W3 9QN
United Kingdom

E-mail : gb@valiantcom.com

Website: <http://www.valiantcom.com>

E1, 120 Ohms, 16 Port High Impedance Monitoring Patch Panel (120 Ohms Version)

E1, 120 Ohms, 16 Port High Impedance Monitoring Patch Panel - What is it used for?

The E1, 120 Ohms, 16 Port High Impedance Monitoring Patch Panel is primarily designed for applications where E1 circuits are required to be “patched” as well as simultaneously “tapped” for non-intrusive monitoring applications.

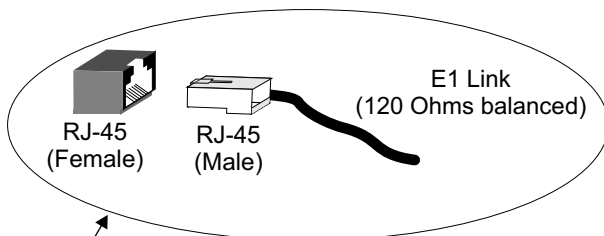
Application - Where is it used?

The E1, 120 Ohms, 16 Port High Impedance Monitoring Patch Panel is primarily designed to patch up to 16, E1 circuits. It also, simultaneously, provides up to 16 high-impedance (Hi-Z) outputs on it's monitoring (MON) port(s) from which, both the transmit (Tx) and the receive (Rx) signals of the patched E1 link can be “tapped non-intrusively” (i.e without disturbing or loading the active E1 link(s) in any manner, and connected to E1 Groomers, Probes or Analysers.


E1 - 120 Ohms Patch Panel with Monitoring Port

**E1 - 120 Ohms Patch-Panel is used for
E1 Patching and Monitoring Application.**

Connecting and patching E1 links through the Patch Panel to live E1 traffic:

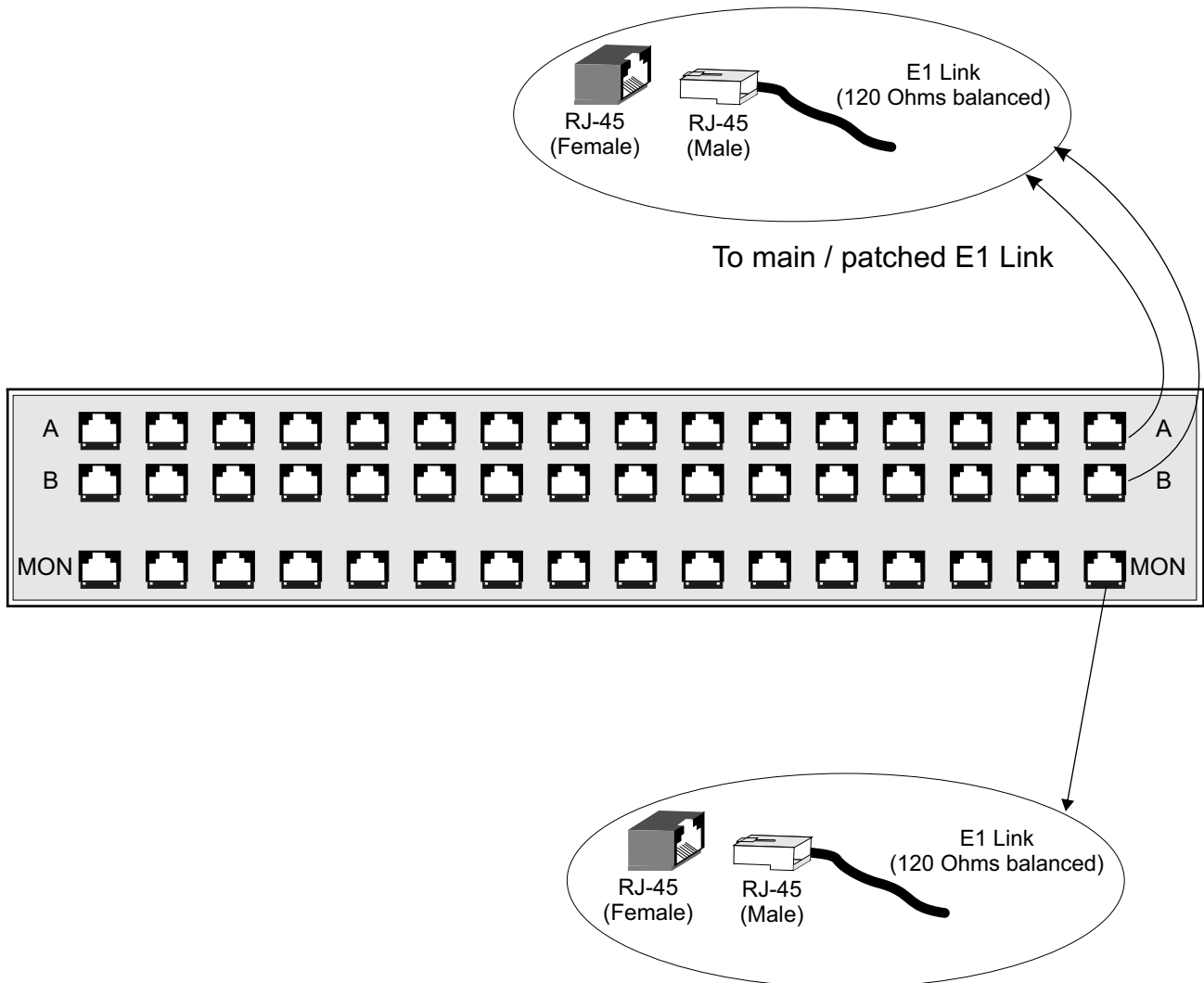


This Port (Port A) connects to the Main E1 link.



This Port (Port B) connects to the Main E1 link. RJ-45 connectors in rows A and B are used for patching the (Data IN / Data OUT) E1 links.

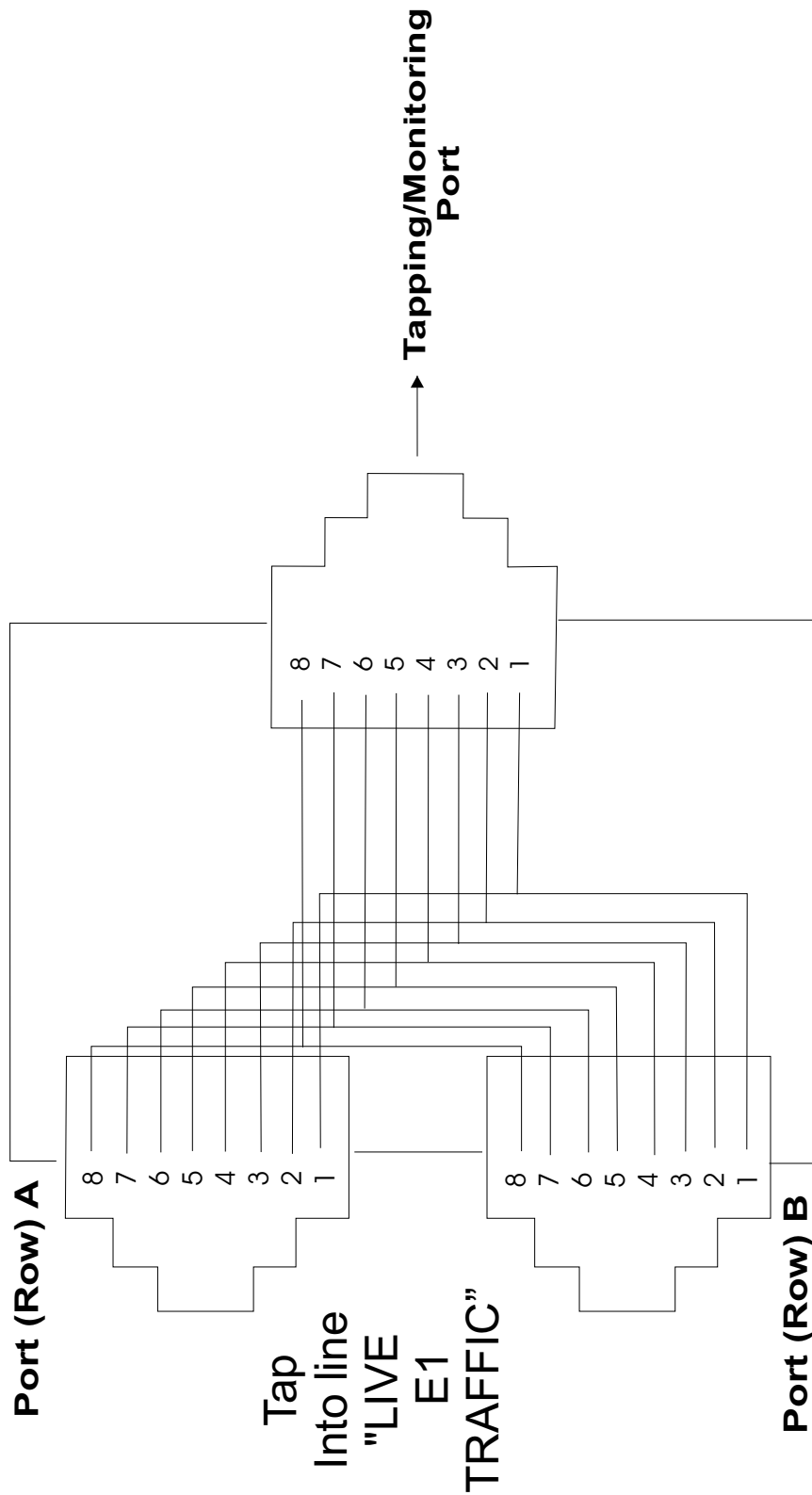
Connecting the “Monitoring” (high impedance) E1 Port on the E1 (120 Ohms) Monitoring Patch Panel to the E1 Groomer, Probe or Analyser



Monitored E1 Output - high impedance (monitored) signal to the E1 Groomer / Probe.

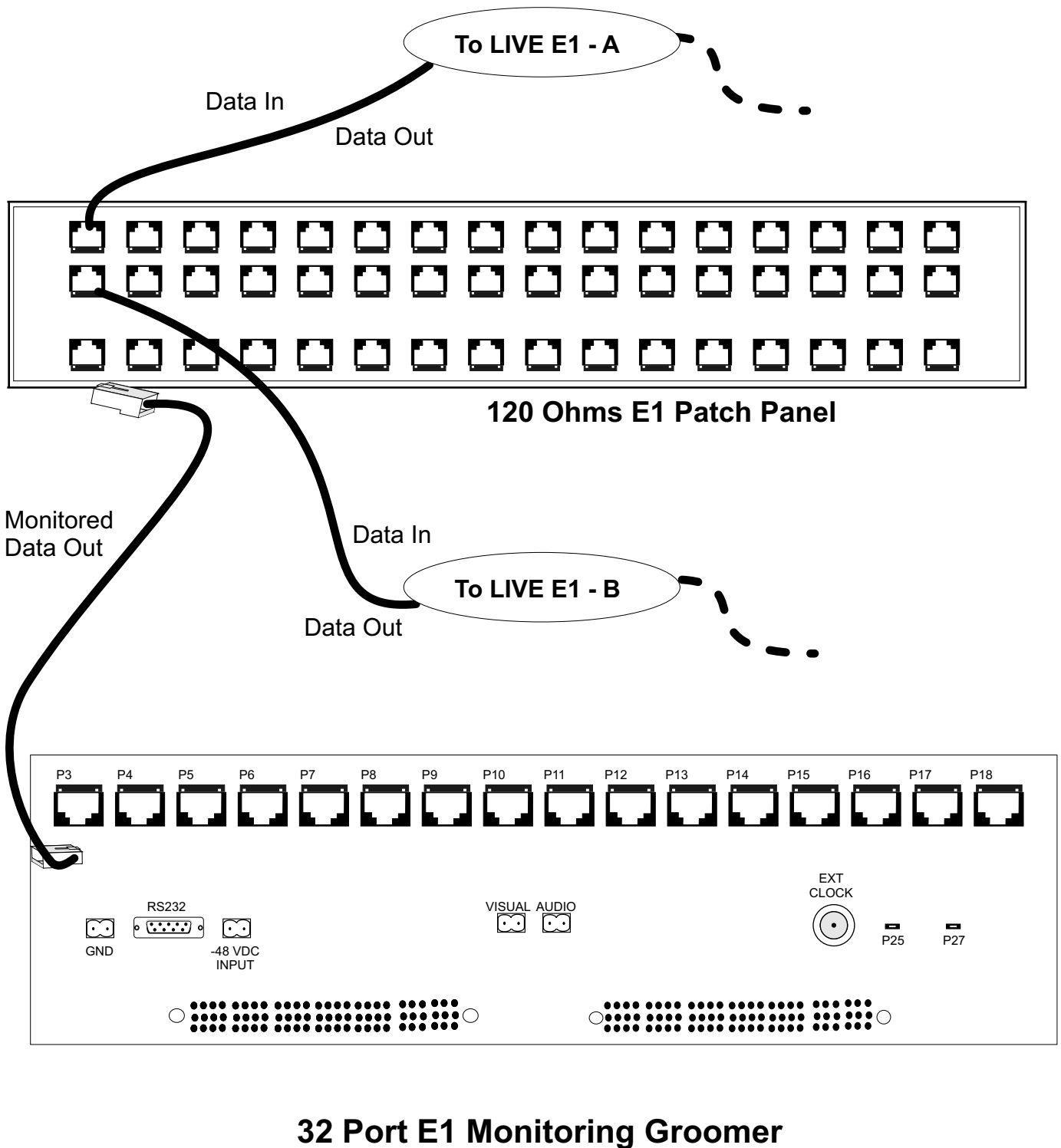
The MON Port (RJ-45 Connectors in the Row marked **MON**) provides the high impedance monitored mirror image of the Main E1 link patched between the RJ-45 connectors on Row A and Row B.

E1 Tapping through Monitoring (MON) Port



The Hi-Z output (432 Ohms) resistive output is provided on the Monitoring (MON) Port of the Patch Panel for connecting to the Groomer / Probe / Analyser.

Typical connections for connecting the Monitoring (MON) to the E1 Groomer



Mechanical Specification

Rack Mounting	Standard 19 Inch. DIN Rack
Height	86 mm.
Width	63 mm.
Length	480mm.
Weight	1.4 kg.

Ordering Information

16 x 120 Ohms Patch Panel			
S. No.	Part #	Product Description	Qty
1.	VCL-1240-MON-100-120-Ohms	VCL 120 Ohm Patch-Panel - used for E1 Patching and Monitoring Applications.	1

Revision 07 - September 16, 2008.

VALIANT COMMUNICATIONS LIMITED

71/1, Shivaji Marg, New Delhi - 110015, India

Phone: +91-11 4105 5601, +91-11 4105 5602,
+91-11 4105 5603, +91-11 2592 8415,
+91-11 2592 8416, +91-11 2541 0053**Fax:** +91-11 4105 5604, +91-11 2543 4300**E-mail:** getinfo@valiantcom.com**Website:** <http://www.valiantcom.com>**VALIANT COMMUNICATIONS (UK) LTD**1, Acton Hill Mews,
310-328 Uxbridge Road,
London W3 9QN
United Kingdom**E-mail :** gb@valiantcom.com**Website:** <http://www.valiantcom.com>