


VALIANT COMMUNICATIONS LIMITED



E1 - 120 Ohms Patch Panel with Hi-Z Monitoring Port

Product Brochure & Data Sheet

INDIA

Valiant Communications Limited

71/1, Shivaji Marg, New Delhi - 110015, India
Phone: +91-11 4105 5601, +91-11 4105 5602,
+91-11 4105 5603, +91-11 2592 8415,
Fax: +91-11 4105 5604, +91-11 2543 4300
E-mail: getinfo@valiantcom.com
Website: <http://www.valiantcom.com>

U.K.

Valiant Communications (UK) Ltd

1, Acton Hill Mews, 310-328 Uxbridge Road,
London W3 9QN
United Kingdom
E-mail: uk@valiantcom.com
Website: <http://www.valiantcom.com>

U.S.A.

Valcomm Technologies Inc.

4000 Ponce de Leon, Suite 470
Coral Gables, FL 33146
United States of America
E-mail: fl@valiantcom.com
Website: <http://www.valiantcom.com>

U.A.E.

Valiant Communications FZE

P.O. Box No. 121523 SAIF Zone,
Sharjah,
U.A.E.
E-mail: uae@valiantcom.com
Website: <http://www.valiantcom.com>

E1, 120 Ohms, 16 Port High Impedance Monitoring Patch Panel (120 Ohms Version)

E1, 120 Ohms, 16 Port High Impedance Monitoring Patch Panel - What is it used for?

The E1, 120 Ohms, 16 Port High Impedance Monitoring Patch Panel is primarily designed for applications where E1 circuits are required to be “patched” as well as simultaneously “tapped” for non-intrusive monitoring applications.

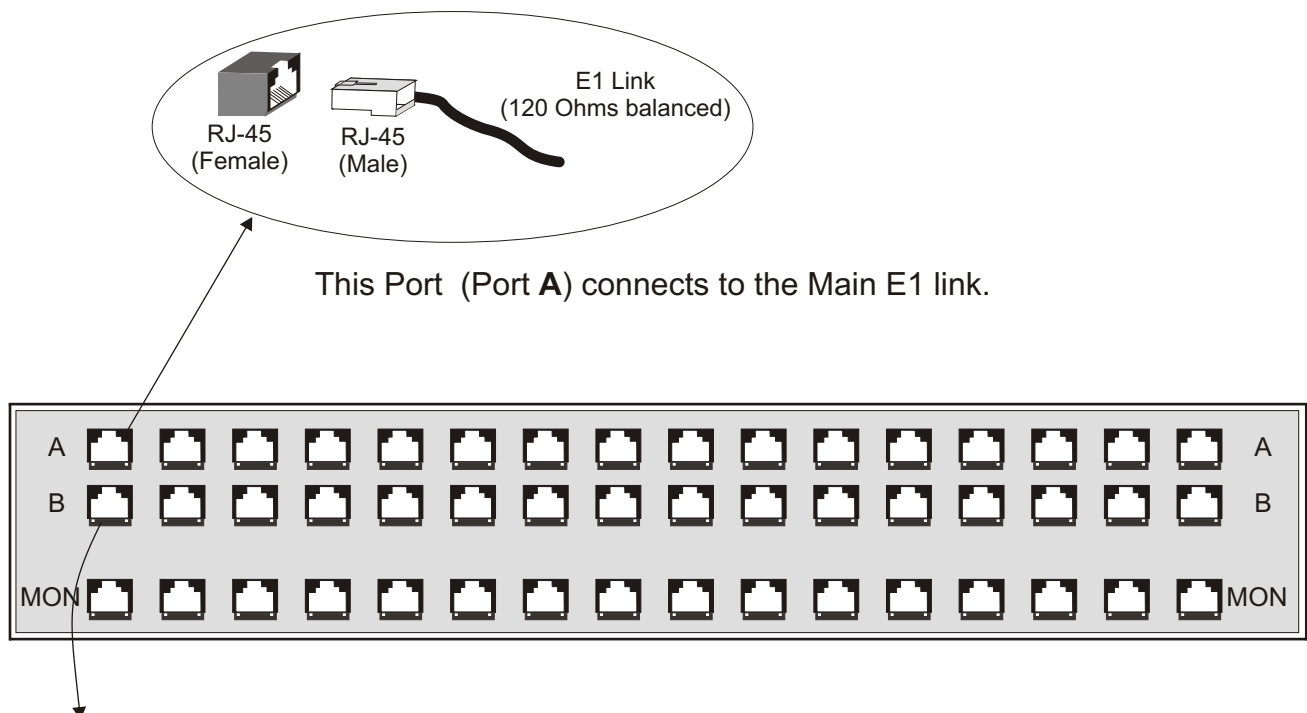
Application - Where is it used?

The E1, 120 Ohms, 16 Port High Impedance Monitoring Patch Panel is primarily designed to patch up to 16, E1 circuits. It also, simultaneously, provides up to 16 high-impedance (Hi-Z) outputs on it's monitoring (MON) port(s) from which, both the transmit (Tx) and the receive (Rx) signals of the patched E1 link can be “tapped non-intrusively” (i.e without disturbing or loading the active E1 link(s) in any manner, and connected to E1 Groomers, Probes or Analysers.

E1 - 120 Ohms Patch Panel with Monitoring Port

E1 - 120 Ohms Patch-Panel is used for E1 Patching and Monitoring Application.

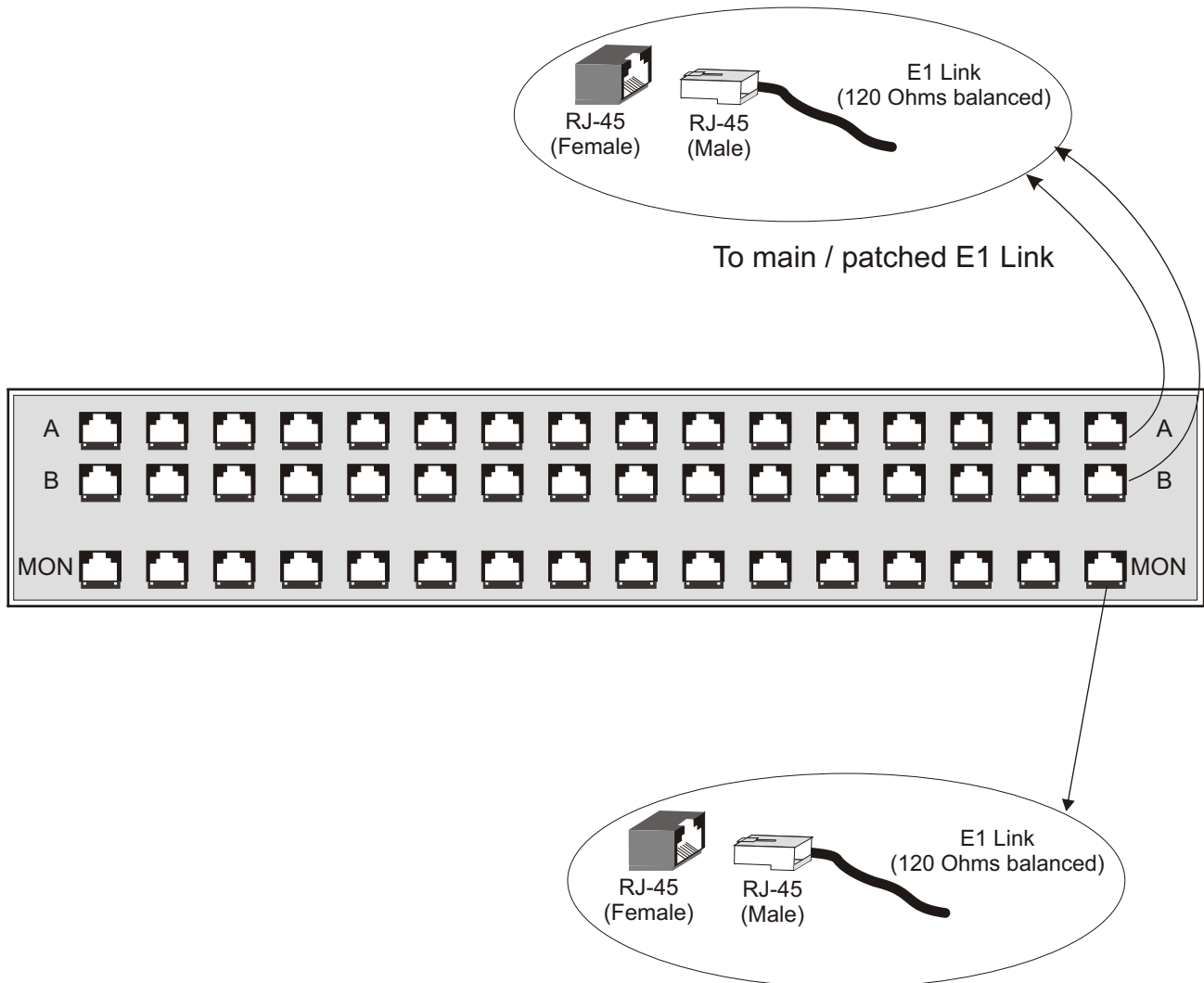
Connecting and patching E1 links through the Patch Panel to live E1 traffic:



This Port (Port A) connects to the Main E1 link.

This Port (Port B) connects to the Main E1 link. RJ-45 connectors in rows A and B are used for patching the (Data IN / Data OUT) E1 links.

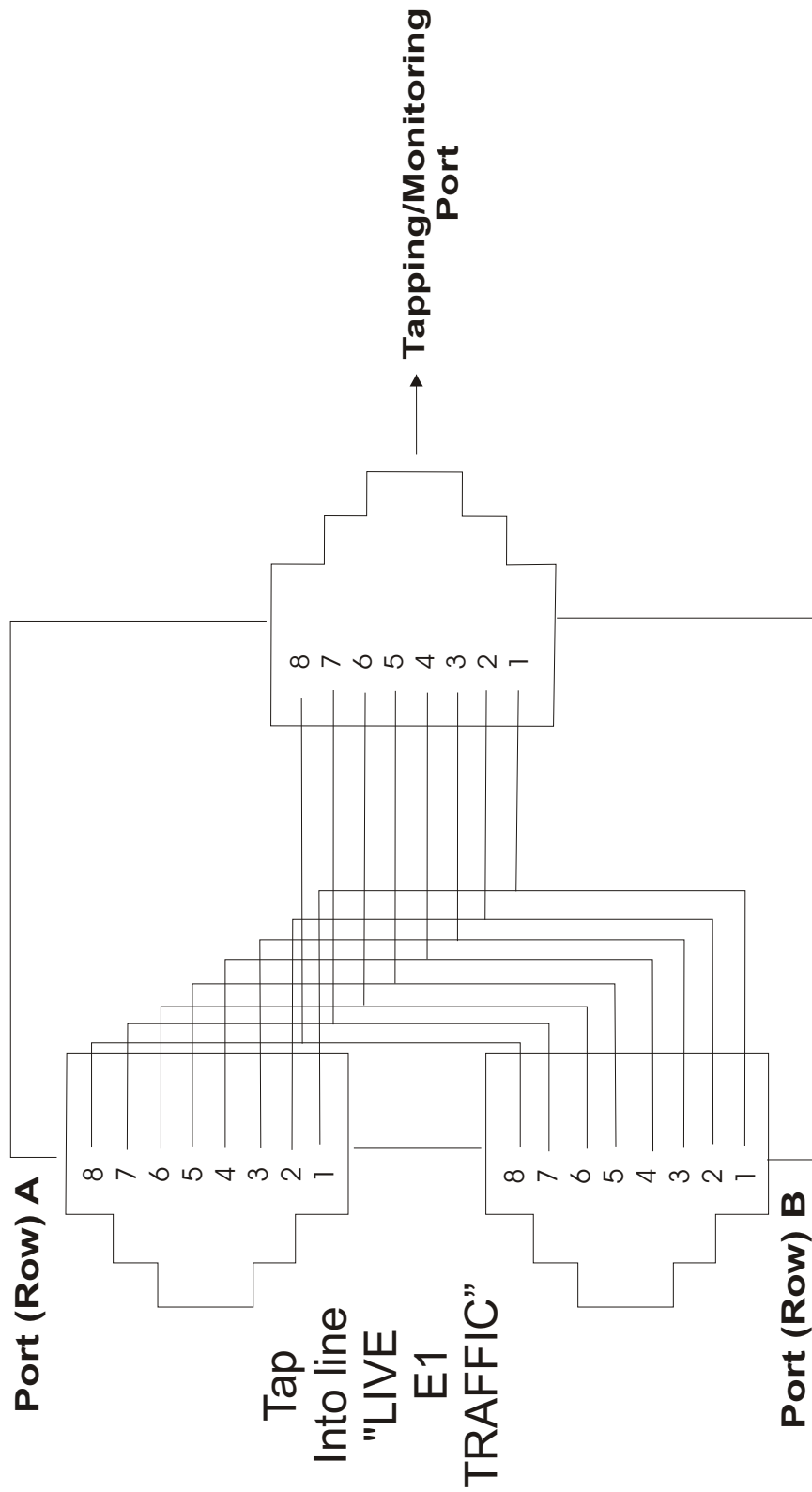
Connecting the “Monitoring” (high impedance) E1 Port on the E1 (120 Ohms) Monitoring Patch Panel to the E1 Groomer, Probe or Analyser



Monitored E1 Output - high impedance (monitored) signal to the E1 Groomer / Probe.

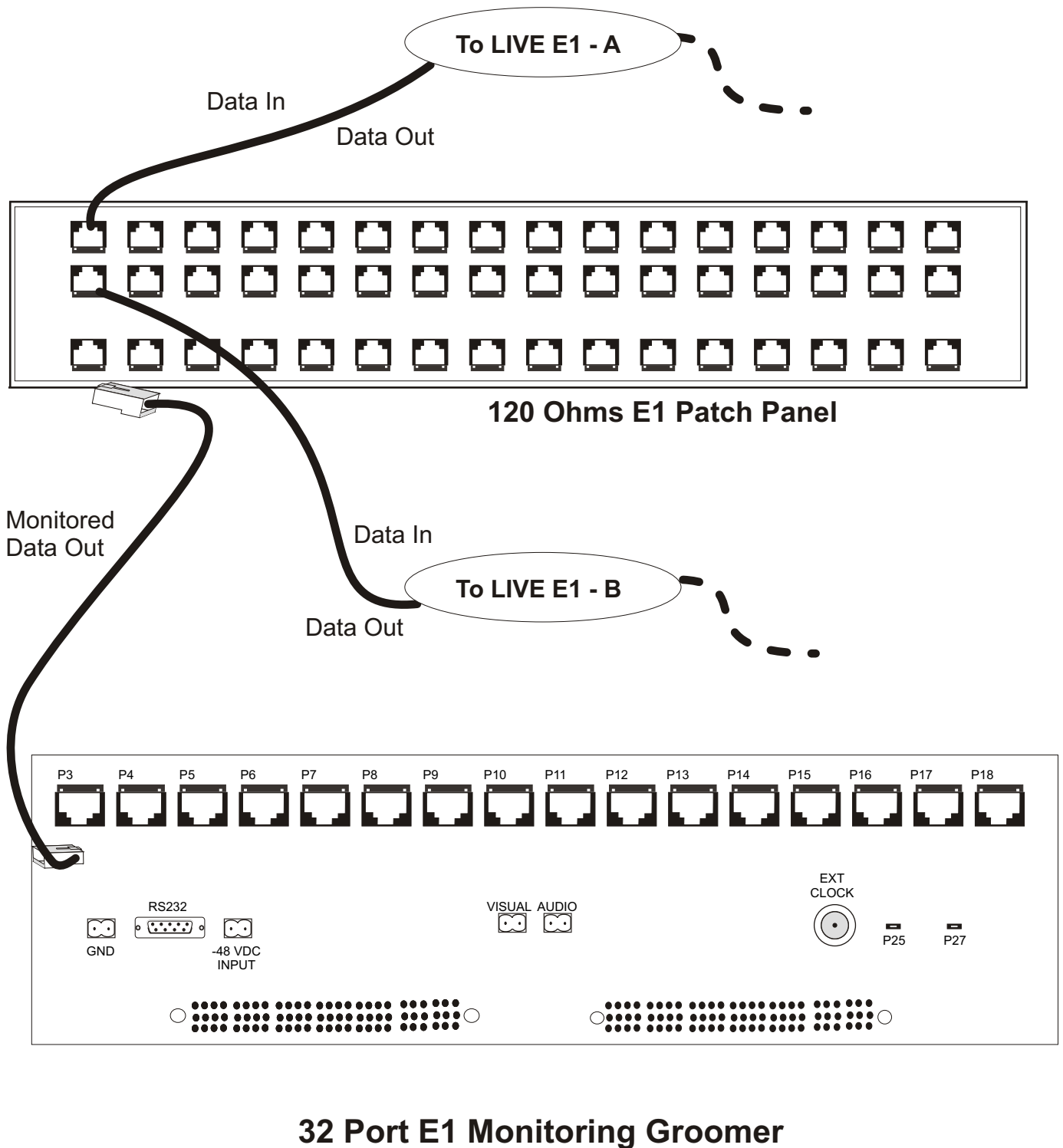
The MON Port (RJ-45 Connectors in the Row marked **MON**) provides the high impedance monitored mirror image of the Main E1 link patched between the RJ-45 connectors on Row A and Row B.

E1 Tapping through Monitoring (MON) Port



The Hi-Z output (432 Ohms) resistive output is provided on the Monitoring (MON) Port of the Patch Panel for connecting to the Groomer / Probe / Analyser.

Typical connections for connecting the Monitoring (MON) to the E1 Groomer



Mechanical Specification

Rack Mounting	Standard 19 Inch. DIN Rack
Height	90 mm.
Width	45 mm.
Length	485 mm. (with mounting brackets)
Weight	1.4 kg.

Ordering Information

16 x E1 - 120 Ohms Patch Panel			
S. No.	Part #	Product Description	Qty
1.	VCL-1240-MON-100-120-Ohms	16 x E1 - 120 Ohm Patch Panel - used for E1 Patching and Monitoring Applications.	1

Revision 09 - July 17, 2010

INDIA**Valiant Communications Limited**

71/1, Shivaji Marg, New Delhi - 110015, India
Phone: +91-11 4105 5601, +91-11 4105 5602,
+91-11 4105 5603, +91-11 2592 8415,
Fax: +91-11 4105 5604, +91-11 2543 4300
E-mail: getinfo@valiantcom.com
Website: <http://www.valiantcom.com>

U.K.**Valiant Communications (UK) Ltd**

1, Acton Hill Mews, 310-328 Uxbridge Road,
London W3 9QN
United Kingdom
E-mail: uk@valiantcom.com
Website: <http://www.valiantcom.com>

U.S.A.**Valcomm Technologies Inc.**

4000 Ponce de Leon, Suite 470
Coral Gables, FL 33146
United States of America
E-mail: fl@valiantcom.com
Website: <http://www.valiantcom.com>

U.A.E.**Valiant Communications FZE**

P.O. Box No. 121523 SAIF Zone,
Sharjah,
U.A.E.
E-mail: uae@valiantcom.com
Website: <http://www.valiantcom.com>