


VALIANT COMMUNICATIONS LIMITED



VCL-MX™ Version 3-STD (Standard Version) E1, 2 Mbps 30 Channel Drop-Insert Voice and Data Multiplexer

Product Brochure & Data Sheet

INDIA

Valiant Communications Limited

71/1, Shivaji Marg, New Delhi - 110015, India
Phone: +91-11 4105 5601, +91-11 4105 5602,
+91-11 4105 5603, +91-11 2592 8415,
Fax: +91-11 4105 5604, +91-11 2543 4300
E-mail: getinfo@valiantcom.com
Website: <http://www.valiantcom.com>

U.K.

Valiant Communications (UK) Ltd

1, Acton Hill Mews, 310-328 Uxbridge Road,
London W3 9QN
United Kingdom
E-mail: uk@valiantcom.com
Website: <http://www.valiantcom.com>

U.S.A.

Valcomm Technologies Inc.

4000 Ponce de Leon, Suite 470
Coral Gables, FL 33146
United States of America
E-mail: fl@valiantcom.com
Website: <http://www.valiantcom.com>

U.A.E.

Valiant Communications FZE

P.O. Box No. 121523 SAIF Zone,
Sharjah,
U.A.E.
E-mail: uae@valiantcom.com
Website: <http://www.valiantcom.com>

Product Overview

The VCL-MX Version 3-STD (Standard Version), 2Mbps ~ 30 Channel E1 Voice and Data, Drop-Insert Multiplexer provides full range of POTS (voice) and digital data services to subscribers located at different locations, requiring to interconnect and establish a voice and data network over an E1 link. The VCL-MX is a simple, yet powerful E1 Channel Bank for connecting and integrating analog communication equipment with digital E1 services.

The VCL-MX Version 3-STD (Standard Version), E1, Drop-Insert Multiplexer provides voice telephony and digital data services which may include:

The Multiplexer may be used in Terminal or Drop-Insert configuration to provide:

- Toll Quality Voice Services
- Interconnect LAN (Campus Network)
- Interconnect Computer Terminals
- Provide LAN-WAN Interconnectivity
- Provide Leased Lines on DSL for SOHO Applications

Voice Interfaces

- FXO
- FXS
- E&M (2-wire and 4-wire)
- Hot-Line (FXS-FXS)
- Ring Generator (75V RMS)
- Magneto (GEN-GEN)

Data Interfaces

- RS232 asynchronous data
- RS485 asynchronous data
- G.703 @ 64 Kbps, co-directional synchronous data
- iDSL @ 128 Kbps
- V.35, n X 64 Kbps
- V.36, n X 64 Kbps
- X.21, n X 64 Kbps
- RS530, n X 64 Kbps
- 10BaseT Bridge Interface Card
- Fractional E1 (FE1)
- Universal Data Interface Card (User Configurable Data Interface)



VCL-MX, E1, Drop-Insert Voice and Data Multiplexer

VCL-MX Version # 3

The VCL-MX E1 Interface operates at a primary rate of 2 Mbps and provides a host of features including, channel drop and insert facility over a network of VCL-MX E1 Multiplexers, for voice and data applications.

The VCL-MX has an effective, CLI (text) and GUI (Graphical User Interface) based "Network Management System", which may be used for configuring the system, subsequent remote monitoring and management of the inter-connected systems in the network. Both Inband and Out-of-Band configuration and monitoring options are available. An extensive set of alarms, for easy maintenance are provided in the system

Management and Control Interfaces

- Serial RS232 Management Port
- 10/100BaseT Telnet over a TCP/IP Network

System Access and Management

- Windows XP and Windows 7 compatible GUI
- Telnet - CLI (Command Line Interface) Out-of-Band Management Interface
- In-band Management of Remote Units over the E1 links

Features

- Voice and Digital Data services
- Any combination ("mix-n-match") of Voice and Digital Data services deployed from a single VCL-MX "Smart Shelf"
- Drop and Insert applications
- Digital Data option may be used for internet access or video conferencing application
- Wireless applications including Cellular Networks
- Digital Microwave Radio
- SCADA applications
- Frame Relay circuit termination
- Powerful Network Management System for monitoring and network control
- Compliance with all relevant ITU-T (CCITT) recommendations
- 3U high, compact construction

Highlights

- Field upgradable to provide voice, data or both services
- Flexibility on use of transmission medium-copper, fiber or wireless
- Choice of Interfaces for Data Applications
- RS-232, PC Interface "Network Control and Management Software"
- In-band system configuration and management interface
- Out-of-band system configuration and management interface through 10BaseT Terminal (Optional)
- Channel assignment independent of slot position in the sub-rack
- Extensive set of alarms
- User Selectable Internal or Loop-timed clock options

Transmission Mediums

The VCL-MX Version 3-STD (Standard Version) offers an excellent flexibility on the choice of transmission medium over which it may be deployed. The transmission medium can be either of the following:

- Copper
- Optical Fiber
- Wireless

Applications of VCL-MX Version 3-STD (Standard Version)

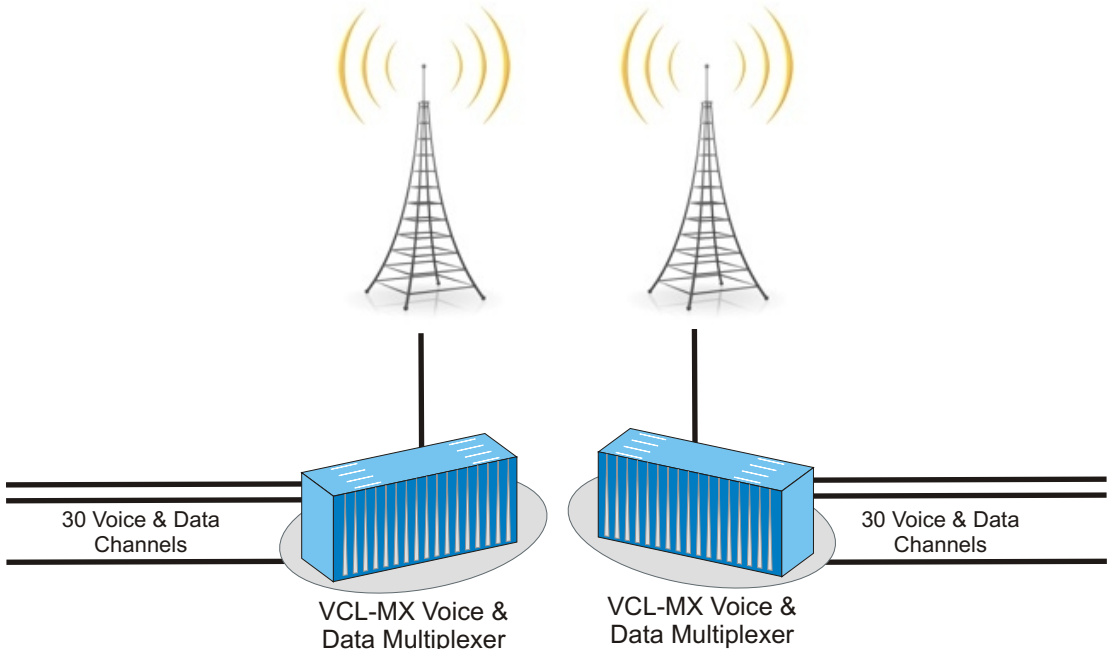
POTS (voice), digital data or real-time video conferencing services (V.35, V.36, X.21, RS530, 10BaseT Ethernet Bridge) high-speed digital data interface options allows point-to-point network solutions for providing a video conferencing channel of up to 1984 Kbps).

- Junction Mux - for digital interconnection of analog exchanges
- Drop & Insert applications
- Wireless network applications
- High-speed data ports for digital communication links providing Leased Lines access to Internet Service Providers (ISPs) with speeds ranging from 64Kbps up to 1984 Kbps digital data interface options
- Micro-Cellular infrastructure applications for providing cell-switch connectivity
- Wide area networking
- Internet access over POTS lines - All POTS interfaces operate @ 64Kbps and support V.34 (33.6Kbps) dial-up modems

Applications

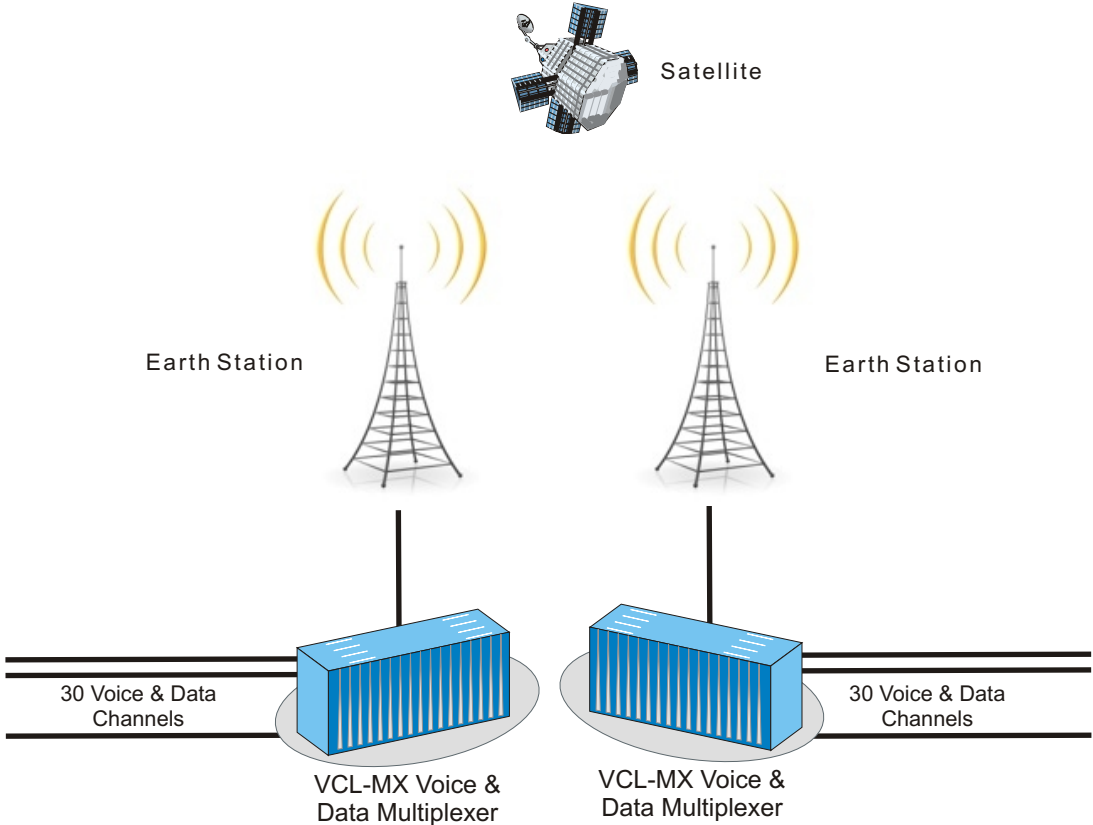
Applications # 01

VCL-MX E1, 2Mbps Voice & Data Multiplexers Connecting over Digital Microwave Radio Links



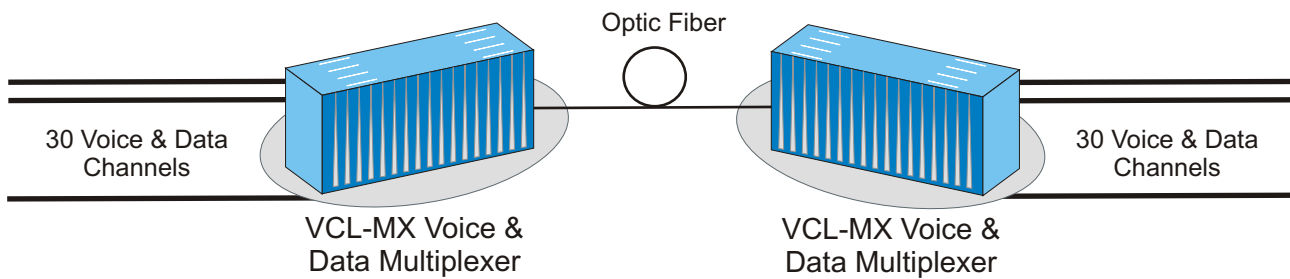
Applications # 02

VCL-MX E1, 2Mbps Voice & Data Multiplexer Connecting over Digital Satellite Circuits



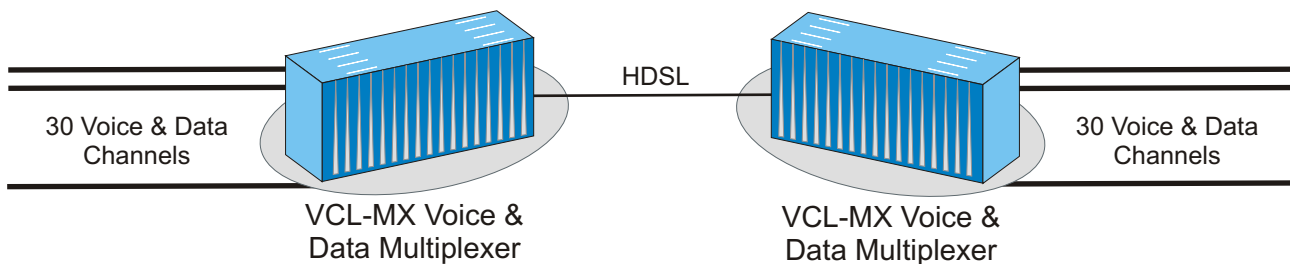
Applications # 03

**VCL-MX E1, 2Mbps Voice & Data Multiplexers
Connecting over Optical Fiber Links**



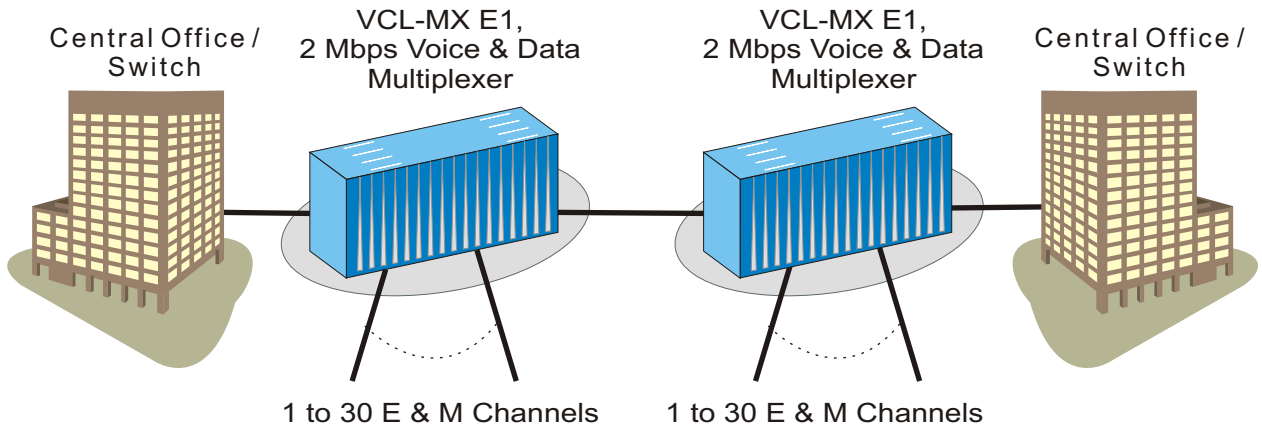
Applications # 04

**VCL-MX E1, 2Mbps Voice & Data Multiplexer
Connecting over HDSL Links**



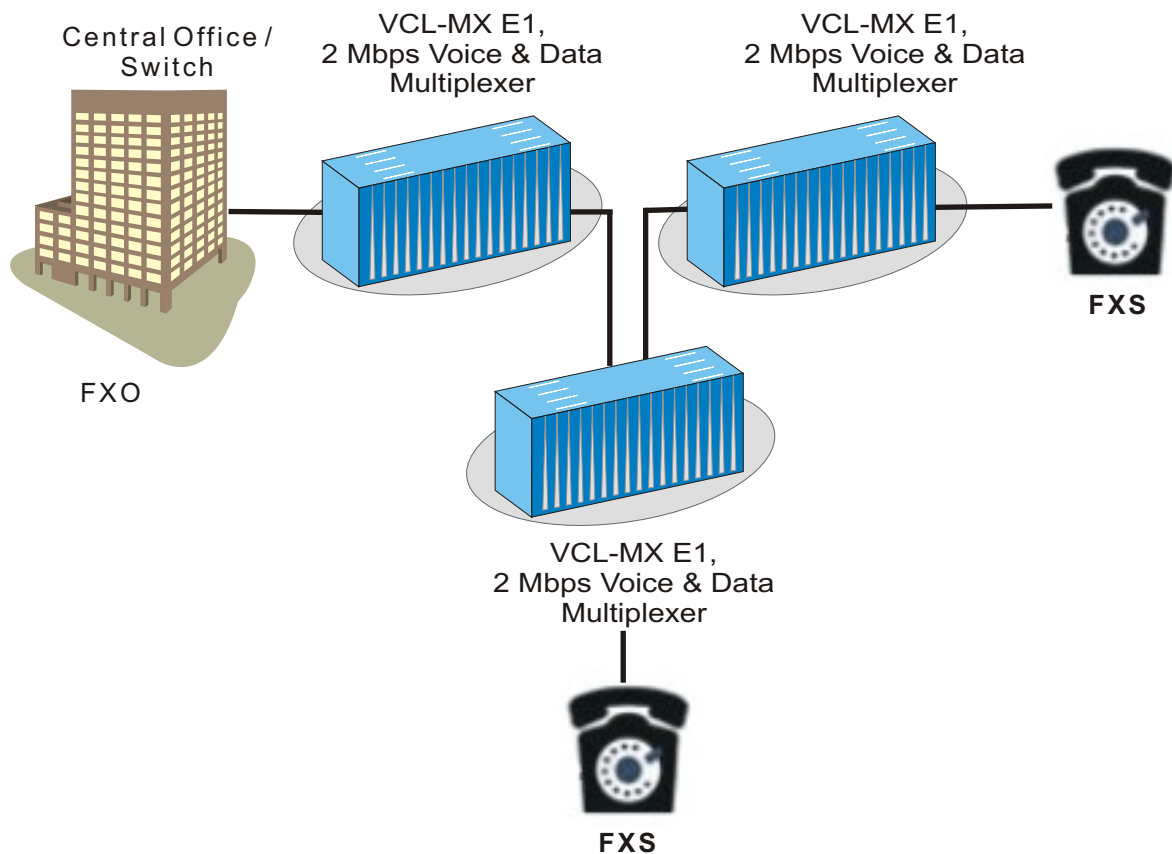
Applications # 05

**VCL-MX E1, 2Mbps Voice & Data Multiplexer
Connecting at the Central Office/Switch - E & M Interfaces**



Applications # 06

**VCL-MX E1, 2Mbps Voice & Data Multiplexer
Using in a Subscriber Loop Point to Point or Drop/Insert Application**

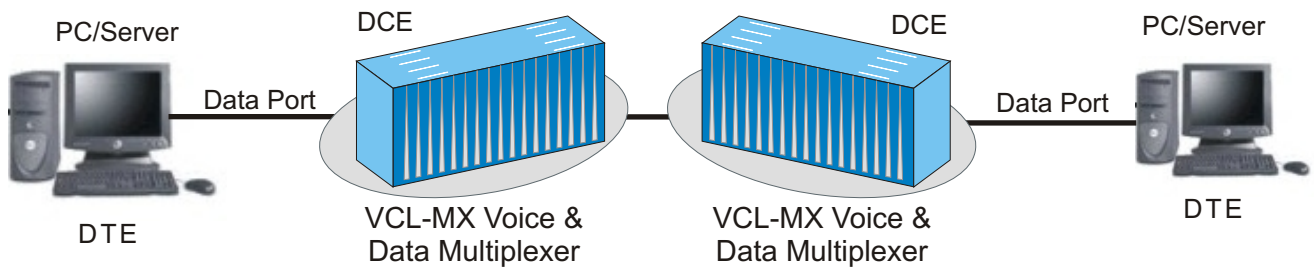


FXO/JNC 2 wire exchange loop interface card

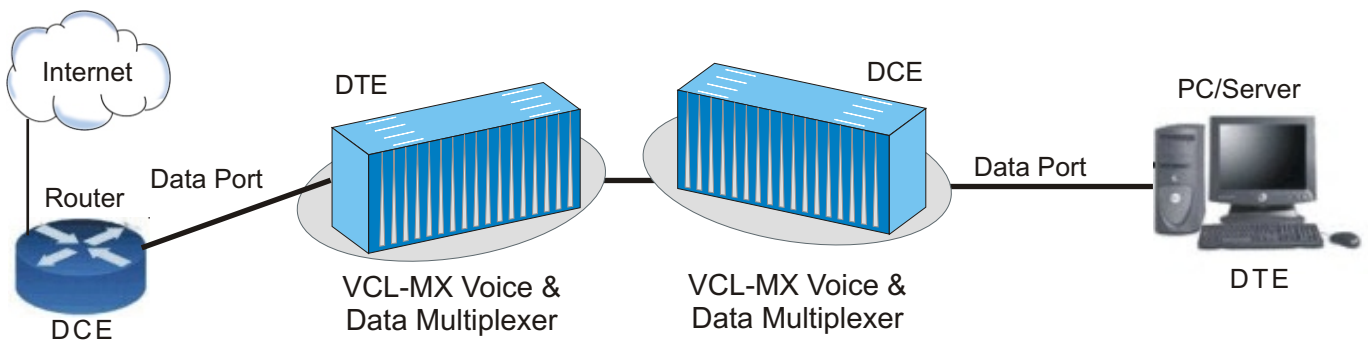
FXS/SLC Wire subscriber loop interface card

Applications # 07

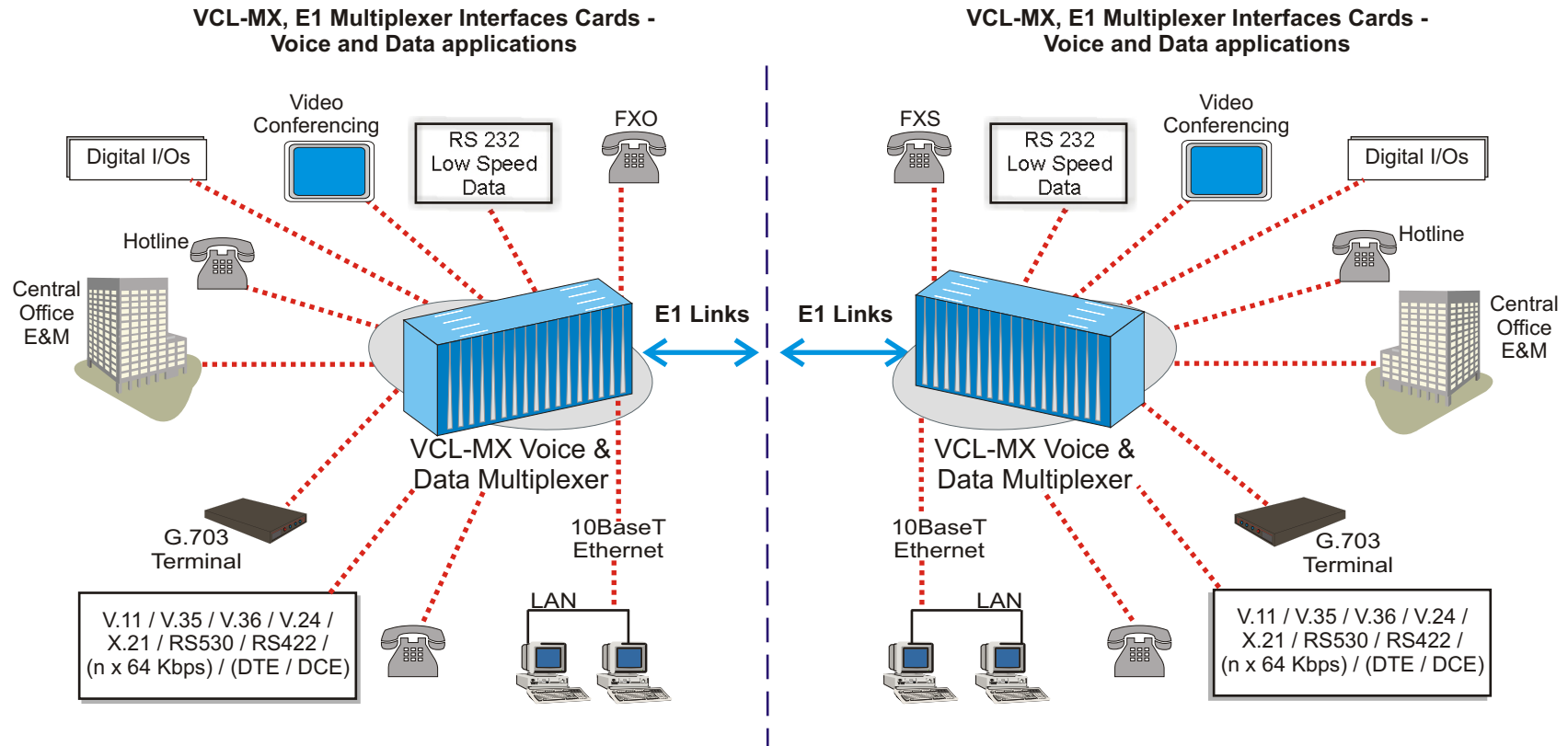
VCL-MX E1, 2Mbps Voice & Data Multiplexer
Providing Synchronous (V.11, X.21, V.35, V.36, RS422, RS530)
“n x 64” Kbps Data Interfaces
DCE- Remote DCE Configuration
Data interface card (Application 1)



DCE- Remote DTE Configuration
Data interface card (Application 2)



Applications # 08



User Configurable Interface Card

Voice Interface	Data Interfaces
<ul style="list-style-type: none"> ● POTS service from a Central Office Switch (FXO & FXS) ● Hot Line (FXS-FXS) ● 2 Wire and 4 Wire, E&M applications ● 15W, sine-wave, 75VRMS / 86VRMS 20Hz/ 25 Hz Ringer for FXS and Hot-line (FXS-FXS) interfaces ● Magneto (GEN-GEN) 	<ul style="list-style-type: none"> ● RS232 asynchronous data ● RS485 asynchronous data ● G.703 @ 64 Kbps, co-directional synchronous data ● iDSL @ 128 Kbps ● V.35, n X 64 Kbps ● V.36, n X 64 Kbps ● X.21, n X 64 Kbps ● RS530, n X 64 Kbps ● 10BaseT Bridge Interface Card ● Fractional E1 (FE1) ● Universal Data Interface Card (User Configurable)
System Management	
<ul style="list-style-type: none"> ● NMS/Telnet Management ● Inband Management ● Out of band Management 	

Technical Specifications - E1 Interface (Main Link)

Number of Interfaces	2
Conformity (Electrical)	G.703
Frame Structure	As per ITU (CCITT) G.704
Signaling	Channel Associated Signaling
PCM Sampling Rate	8000 Samples/sec
Encoding Law	ALaw as per ITU (CCITT)
Bit Rate	2048 Kbps \pm 50 ppm
Code	HDB3
Nominal Impedance	120 Ω balanced /75 Ω unbalanced (75 Ω option)
Peak Voltage of a mark For 120 Ω Balanced interface 75 Ω Unbalanced interface	3.0 V \pm 0.3 V 2.37 V \pm 0.237 V
Peak Voltage of a space for 120 Ω Balanced interface 75 Ω Unbalanced interface	0 V \pm 0.3 V 0V \pm 0.237 V
Nominal Pulse Width	244 ns
Pulse Mask	As per ITU (CCITT) Rec. G.703
Output Jitter	<0.05 UI (in the frequency range of 20Hz to 100 KHz)
Permissible Attenuation	6 dB at 1 MHz
Return Loss at: 51.2 KHz to 102.4 KHz 102.4 KHz to 2048KHz 2048KHz to 3072 KHz	> 12dB > 18dB > 14dB
Jitter Tolerance	As per ITU (CCITT) G.823
Loss and recovery of frame alignment	As per clause 3 of ITU (CCITT) G.732
Loss and recovery of multiframe alignment	As per clause 5.2 of ITU (CCITT) G.732

2 Wire - Voice Frequency Interface(s) - FXS (VCL-CB-025)

Number of Channels per Card	2
Interface Type	FXS
Maximum Number of Channels	20
Transmission performance	Fully Compliant to ITU (CCITT) G.712 (G.713, G.714) specification
Line Impedance	600 Ω (900 Ω optional)
Voice Channel Frequency	300Hz-3400Hz
Insertion Loss	-2.0dB Nominal (User adjustable)
Idle Channel Noise	\leq -65dB
Return Loss	300Hz - 600Hz - \geq 12dB 600Hz - 3400Hz - \geq 15dB
Longitudinal Balance	\geq 46dB between 300Hz to 3400Hz
Ring Frequency	25 Hz (20Hz, Optional)
Ring Voltage	\geq 75 volts RMS into a load of 5 R.E.N. With a 0.30 Erlang traffic pattern
Subscriber Loop Current	\geq 23mA into a subscriber loop of 1000 Ohms
Overload Level	+3.14dBm \pm 0.5dBm
Battery Reversal	All channels
Dial Pulse Speed	8-12 pps - Pulse Dialing / DTMF Dialing

2 Wire - Voice Frequency Interface(s) - FXS (VCL-CB-025-EXT)

Number of Channels per Card	2
Interface Type	FXS - Ext
Maximum Number of Channels	20
Transmission performance	Fully Compliant to ITU (CCITT) G.712 (G.713, G.714) specification
Line Impedance	600 Ω (900 Ω optional)
Voice Channel Frequency	300Hz-3400Hz
Insertion Loss (nominal)	-2dB (user adjustable range of -2dB to -8dB)
User selectable range for insertion loss	1dB to 7dB
Input level minimum	-11dB
Input level maximum	3.2dB
Transmit Gain	0 to 16dB (user configurable)
Receive Attenuation	0 to 16dB (user configurable)
Idle Channel Noise	\leq -65dB
Return Loss	300Hz - 600Hz - \geq 12dB 600Hz - 3400Hz - \geq 15dB
Longitudinal Balance	\geq 46dB between 300Hz to 3400Hz
Ring Frequency	25 Hz (20Hz, Optional)
Ring Voltage	\geq 75 volts RMS into a load of 5 R.E.N. with a 0.30 Erlang traffic pattern
Subscriber Loop Current	\geq 23mA into a subscriber loop of 1000 ohms
Overload Level	+3.14dBm \pm 0.5dBm
Battery Reversal	All channels
Dial Pulse Speed	8 -12 pps - Pulse Dialing/DTMF Dialing

Hot-Line Interface Card - (VCL-CB-027)

Number of Channels per Card	2
Interface Type	Hotline
Maximum Number of Channels	20
Transmission performance	Fully Compliant to ITU (CCITT) G.712 (G.713, G.714) specification
Line Impedance	600 Ω
Voice Channel Frequency	300Hz-3400Hz
Insertion Loss	-2.0dB Nominal
Idle Channel Noise	\leq -65dB
Return Loss - 2 wire	300Hz - 600Hz - \geq 12dB 600Hz - 3400Hz - \geq 15dB
Longitudinal Balance	\geq 46dB between 300Hz to 3400Hz
Ring Frequency	25 Hz (20Hz, Optional)
Ring Voltage	\geq 75 volts RMS into a load of 5 R.E.N. with a 0.30 Erlang traffic pattern
Subscriber Loop Current	\geq 23mA into a subscriber loop of 1000 ohms
Overload Level	+3.14dBm \pm 0.5dBm
Battery Reversal	All channels
Dial Pulse Speed	10 pps - Pulse Dialing / DTMF Dialing

2 Wire - Voice Frequency Interface(s) - FXO (VCL-CB-030)

Number of Channels per Card	2
Interface Type	FXO
Maximum Number of Channels	20
Transmission performance	Fully Compliant to ITU (CCITT) G.712 (G.713, G.714) specification
Line Impedance	600 Ω (900 Ω optional)
Voice Channel Frequency	300Hz-3400Hz
Insertion Loss	-2.0dB Nominal (User adjustable)
Idle Channel Noise	\leq -65dB
Return Loss - 2 wire	300Hz - 600Hz - \geq 12dB 600Hz - 3400Hz - \geq 15dB
Longitudinal Balance	\geq 46dB between 300Hz to 3400Hz
Ring Frequency	25 Hz (20Hz, Optional)
Ring Voltage	\geq 75 volts RMS into a load of 5 R.E.N. with a 0.30 Erlang traffic pattern
Subscriber Loop Current	\geq 23mA into a subscriber loop of 1000 ohms
Overload Level	+3.14dBm \pm 0.5dBm
Battery Reversal	All channels
Dial Pulse Speed	8 -12 pps - Pulse Dialing/DTMF Dialing

E&M 2 Wire / 4 Wire Voice Frequency Interface (VCL-CB-035)

Number of Channels per Card	2
Interface Type	2W / 4W E&M
Maximum Number of Channels	20
Transmission performance	Fully compliant to ITU (CCITT) G.712 Specification
Line Impedance	600 Ohms
Voice Channel Frequency	300Hz-3400Hz
Insertion Loss / Gain	-2.0dB Nominal (User adjustable between 0dB and 16dB)
Idle Channel Noise	≤-65dB
Return Loss	300Hz - 600Hz - ≥ 12dB 600Hz - 3400Hz - ≥ 15dB
Longitudinal Balance	≥ 46dB between 300Hz to 3400Hz
Overload Level	+3.14dBm ± 0.5dBm
E&M Signaling Rate	10 pps

2 Wire / 4 Wire - Voice Frequency Interface(s) - E&M (VCL-MX-035-EXT)

Number of Channels per Card	2
Interface Type	E&M - Ext
Maximum Number of Channels	20
Transmission performance	Fully Compliant to ITU (CCITT) G.712 (G.713, G.714) specification
Line Impedance	600 Ω (900 Ω optional)
Voice Channel Frequency	300Hz-3400Hz
Insertion Loss (nominal)	-2dB (user adjustable range of -2dB to -8dB)
User selectable range for insertion loss	1dB to 7dB
Input level minimum	-11dB
Input level maximum	3.2dB
Transmit Gain	0 to 16dB (user configurable)
Receive Attenuation	0 to 16dB (user configurable)
Idle Channel Noise	≤ -65dB
Return Loss - 2 wire	300Hz - 600Hz - ≥ 12dB 600Hz - 3400Hz - ≥ 15dB
Return Loss - 4 wire	300Hz - 3400Hz - ≥ 20dB
Longitudinal Balance	≥ 46dB between 300Hz to 3400Hz
Overload Level	+3.14dBm ± 0.5dBm
Dial Pulse Speed	Pulse / MFC Dialing / DTMF Dialing

Low Speed Data Interface RS232 (VCL-CB-045)

Interface	RS232
Number of Interfaces per Card	2
Maximum Number	20
Conformity	RS232
Mode	Asynchronous
Bit Rate	50 Kbps to 19.2 Kbps
User Interface	DCE
Character Length	5/6/ 7/8 (Auto-Select)
Stop Bits	1/1.5/2 (Auto-Select)
Parity	Even/Odd/0's/1's/none (Auto-Select)

iDSL - ISDN DSL (VCL-MX-90)

"U" Interface	Meets ANSI T1.601-1992 requirements
Line Rate	128 Kbits/s
Frame Format	2B as per CCITT Rec.1.430
Line Code	2B1Q as per CCITT Rec.G.961
Accepted Line Attenuation	42dB at 40 KHz
Pulse Shape	As per CCITT Rec.G.961
Multiplexer Emulation	LT Emulation
Customer Premises Equipment	NT Emulation
Impedance	135 Ohms at 40KHz

Maximum distance : 5 km (4 miles) on 0.5 mm twisted Pan. Distance may vary with cable guage. For distance using various cable guages please refer chart below.

Distance in kms. (Miles)				
Data Rate (Kbps)	Wire Gauge (AWG/mm)			
	19 (.9mm)	22 (.6mm)	24 (.5mm)	26 (.4mm)
128 / 144	17.4 (10.8)	11.6 (7.2)	8.1 (5.0)	5.5 (3.4)

G.703 @ 64kbps, Synchronous Data Interface (VCL-CB-060)

Interface	G.703 @ 64 Kbps
Number of Interfaces per Card	2
Maximum Number	20 ,G.703, 64Kbits / sec. Interface
Conformity	To (CCITT) Rec. G.703
Mode	Synchronous, Co-directional
Bit Rate	64Kbps

GEN-GEN / Magneto Interface Card (VCL-MX-1478-GEN)

Number of Channels per Card	2
Interface Type	Magneto, 2-wire (GEN-GEN)
Line Impedance	600 Ohms
Voice Channel Frequency	300Hz-3400Hz
Ringing generator frequency	25Hz
Ring Voltage	75 volts RMS
Maximum Number of Channels	20
Transmission performance	Fully compliant to ITU (CCITT) G.712 specification
Insertion Loss / Gain	-2.0dB Nominal
Idle Channel Noise	-65dB
Return Loss	300Hz - 600Hz - \geq 12dB 600Hz - 3400Hz - \geq 15dB
Longitudinal Balance	\geq 46dB between 300Hz to 3400Hz
Overload Level	+3.14dBm \pm 0.5dBm

High Speed Synchronous “n x 64” Data Interface Type: V.35 (VCL-MX-55)

Interface	V.35
Number of Interfaces per Card	1, (“N” x 64KBits/sec. per Card)
Bandwidth	(“N” x 64 Kbits / sec. Interface maximum value of “N” =30) - User Selectable
Conformity	V.35
Mode	Synchronous
Bit Rate	64 Kbps to 1920 Kbps
User Interface	DCE

High Speed Synchronous “n x 64” Data Interface Type: V.36 (VCL-MX-56)

Interface	V.36
Number of Interfaces per Card	1, (“N” x 64KBits/sec. per Card)
Bandwidth	(“N” x 64 Kbits/sec. Interface maximum value of “N” =30) - User Selectable
Conformity	V.36
Mode	Synchronous
Bit Rate	64 Kbps to 1920 Kbps
User Interface	DCE

High Speed Synchronous “n x 64” Data Interface Type: RS530 (VCL-MX-57)

Interface	RS530
Number of Interfaces per Card	1, (“N” x 64KBits/sec. per Card)
Bandwidth	(“N” x 64 Kbits/sec. Interface maximum value of “N” =30) - User Selectable
Conformity	RS530
Mode	Synchronous
Bit Rate	64 Kbps to 1920 Kbps
User Interface	DCE

High Speed Synchronous “n x 64” Data Interface Type: X.21 (VCL-MX-58)

Interface	X.21
Number of Interfaces per Card	1, (“N” x 64KBits/sec. per Card)
Bandwidth	(“N” x 64 Kbits/sec. Interface maximum value of “N” =30) - User Selectable
Conformity	X.21
Mode	Synchronous
Bit Rate	64 Kbps to 1920 Kbps
User Interface	DCE

Universal Data Interface: High Speed Synchronous “n x 64” Data Interface Type - User Configurable DCE-DTE (VCL-MX-59)

Interface	V.35 (DTE/DCE), V.36 (DTE/DCE), X.21 (DTE/DCE), RS530 (DTE/DCE), RS442 (DCE/DTE), V.11 (DCE/DTE)
Number of Interfaces per Card	1, (“N” x 64KBits/sec. per Card)
Bandwidth	(“N” x 64 Kbits/sec. Interface maximum value of “N” =30)-User Selectable
Conformity	Universal User-Configurable as above
Mode	Synchronous
Bit Rate	64 Kbps to 1920 Kbps
User Interface	DCE/DTE (user programmable for DTE / DCE mode)

High Speed Synchronous “n x 64” Data Interface Type: 10BaseT Ethernet Bridge (VCL-MX-10BaseT)

Interface	10BaseT (Bridge)
Number of Interfaces per Card	1, (“N” x 64KBits/sec. per Card)
Bandwidth	(“N” x 64 Kbits/sec. Interface maximum value of “N” =30)-User Selectable
Conformity	10BaseT Ethernet Bridge
Mode	Synchronous
Bit Rate	64 Kbps to 1920 Kbps
User Interface	DCE

Protection

Central Office Terminal and Remote Terminal are protected against power surges and transients occurring from lightning and electric induction as per CCITT Rec. Table I/K-20 towards line side

Clock

Timing Options	Internal Clock, Loop-Timed Clock
Synchronization Sources	Internal Clock, span clock timing derived from incoming HDB3 links (Loop-Timed)
Default Option	Internal Clock

Management and Control Interfaces

Serial Management Port - RS232 Interface
10/100BaseT Telnet over a TCP/IP Network

System Access and Management

Windows XP and Windows 7 compatible GUI (Graphical User Interface)
Telnet - CLI (Command Line Interface) - Out-of-Band Management Interface
In-band Management of Remote Units over the E1 links

Environmental

Temperature and Humidity	0°C to + 50°C, 90% R.H. (Non-condensing)
Altitude	upto 9,000 feet

Power Supply

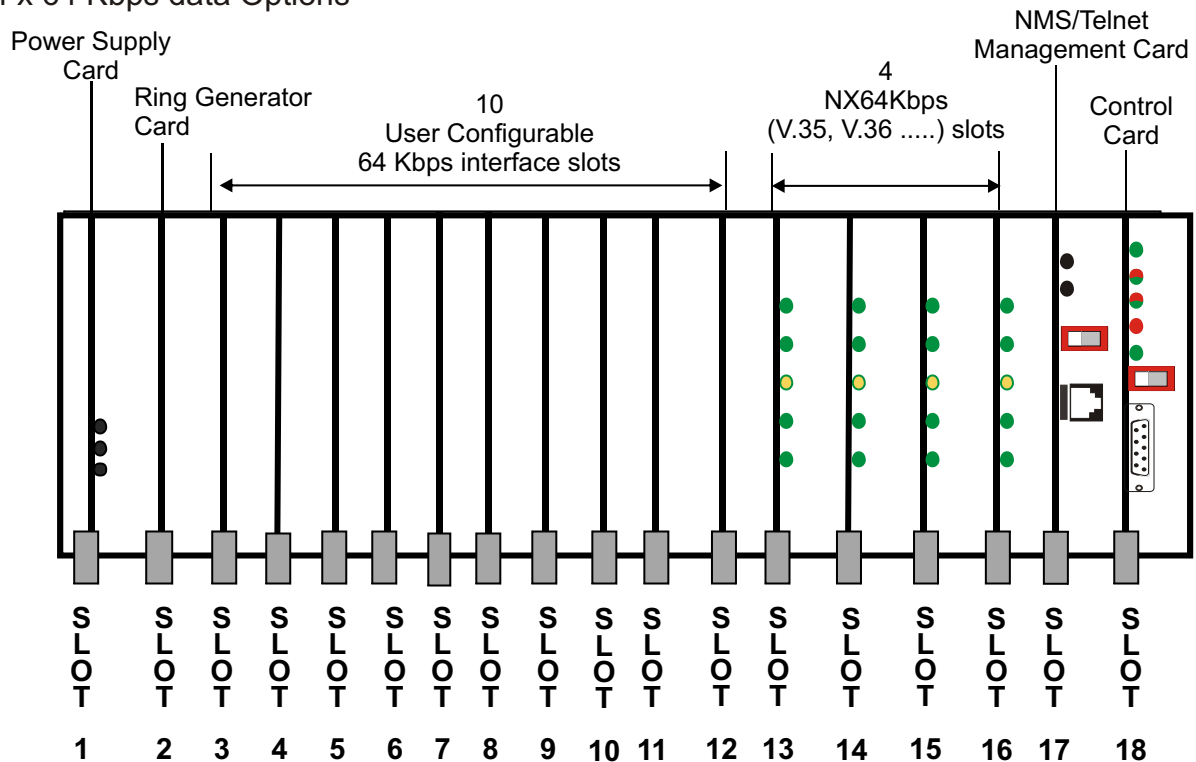
Input DC Voltage	-48V DC (nominal)
Range of Input	-40V to -60V DC
Output Voltages	+5V, -5V, filtered -48V (for term. cards)
Full Load Output Current	8A at +5V, 0.5A at -5V
Input Voltage Reversal Protection	Provided in the Card
Over Current Protection	10A for +5V, 1.0A for -5V
Short Circuit Protection	Current limit - 6A. Recovers on removal of short
Efficiency at Full Load	>86%
Ripple at Full Load	<5mVrms
Spike at Full Load	<50mV

Power Consumption

Power Consumption	25 watt (with all Voice & Data Circuits)
-------------------	--

VCL-MX-Version # 3-STD Front View

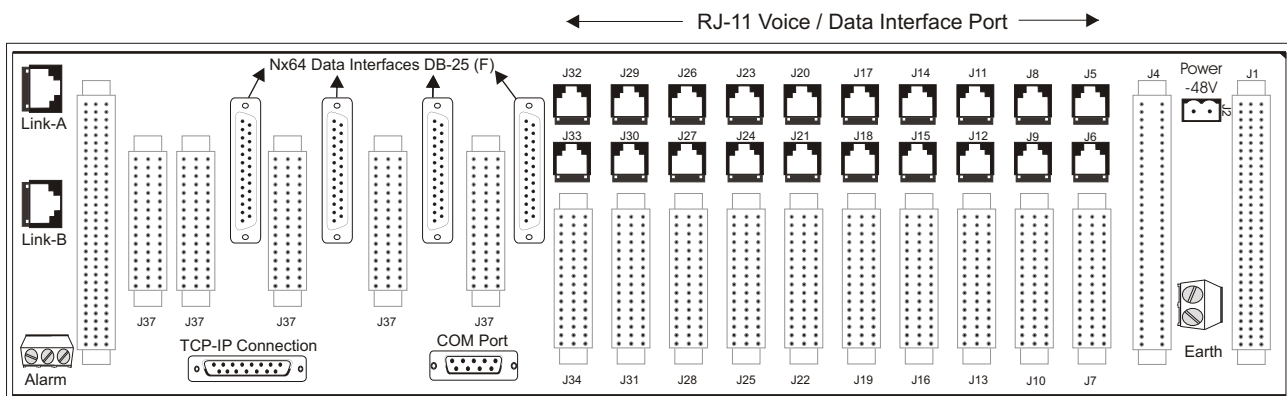
Voice and Data Drop-Insert Multiplexer with In-band Management Interface and "n" x 64 Kbps data Options



Available Interfaces:

Interfaces from slot 3 to 12: FXO / FXS / E&M / RS232 / iDSL / G.703 / Magneto (GEN-GEN)
 Nx64 Interfaces from slot 13 to 16: V.35 / V.36 / RS530 / X.21 / 10BaseT / Fractional E1 Framed and Un-Framed / Universal Data Interface Card.

Rear View



Core System Composition	Description	Part No.
19-Inch Shelf 3U high	19- Inch Shelf and Backplane	VCL-MX-003
Slot 1	Power Supply Card	VCL-MX-010
Slot 2	Ringer Card	VCL-CB-040
Slot 3 to 12	10 User Configurable voice & data interface(s)	As per user requirement
Slot 13 to 16	"n" x 64kbps Interface Cards	As per user requirement
Slot 17	NMS/Telnet Management Card	VCL-MX-NMS
Slot 18	Control Card with In-band Management	VCL-MX-015-3

Ordering Information

VCL-MX E1 Core System (Common Equipment)			
S No.	Part #	Product Description	Qty
1.	VCL-MX-015-3	Control Card, 30 Channel E1 Interface	1
2.	VCL-MX-LAN	10BaseT-LAN Management Card	1
3.	VCL-MX-003	19" Shelf 3U High (Sub-rack) to accommodate Voice, 64Kbps Data Channels PLUS "n" x 64Kbps Data Channels fitted with Connectorized Backplane	1
4.	VCL-MX-010	(-) 48V DC Input Power Supply Card +5V DC (8A), -5V DC (0.5A) Output Power Supply Card (1+1 Redundant Power Supply is optional)	1

VCL-MX, User Configurable Interfaces			
S.No	Part #	Product Description	Qty
1.	VCL-CB-025	Dual Port VF, RT (FXS) Line Interface Card 2, 64Kbps/Sec. VF Channels per Remote Terminal Line Card 10 (max) per system	1
2.	VCL-CB-025-ext	Dual Port VF, RT (FXS) Line Interface Card 2, 64Kbps/Sec. VF Channels per Remote Terminal Line Card 10 (max) per system (programmable Tx and Rx level settings)	1
3.	VCL-CB-027	Dual Port VF, Hot-Line (FXS - Ring-Down) Line Interface Card 2, 64Kbps/Sec. Hot-Line Channels per Card 10 (max) per system	1
4.	VCL-CB-030	Dual Port VF, CO (FXO) Line Interface Card 2, 64Kbps/Sec. VF Channels per Central Office Line Card 10 (max) per system	1
5.	VCL-CB-030-ext	Dual Port VF, CO (FXO) Line Interface Card 2, 64Kbps/Sec. VF Channels per Central Office Line Card 10 (max) per system (programmable Tx and Rx level settings)	1
6.	VCL-CB-035	Dual Port, E & M Cards, 2 Wire/4 Wire E & M Trunk Interface Card 10 (max) per system	1
7.	VCL-CB-035-ext	Dual Port, E & M Cards, 2 Wire/4 Wire E & M Trunk Interface Card 10 (max) per system (programmable Tx and Rx level Settings)	1
8.	VCL-CB-040	Ring Generator Card, Central Office Ring Generator Card 1 per system	1
9.	VCL-CB-045	Dual Port, RS232 Data Interface Card, Up to 19.2Kbps RS232 Asynchronous Data Interface Card, 2 Interfaces per Card 10 (max) per System	1
10.	VCL-CB-1146	Dual Port, RS485 Asynchronous Data Interface Card	1
11.	VCL-MX-059	Single Port Universal Synchronous Data Interface Card V.35, V.36, RS530, RS485, X.21, V.11, DTE/DCE, "N" x 64Kbps Synchronous Data Interface, ONE Interface per Card User Selectable Data Rate of "N" (1 thru 30) - DCE or DTE (User Configurable)	1

VCL-MX, User Configurable Interfaces

S.No.	Part #	Product Description	Qty
12.	VCL-CB-060	Dual Port, G.703, Co-directional Data Interface Card 64Kbps Co-Directional G.703 Data Interface Card, 2 Interfaces per card 15 (max) per system	1
13.	VCL-MX-055	V.35, N x 64Kbps Synchronous Data Interface, ONE Interface per Card-User Selectable Data Rate of "N" (1 thru 30)-DCE	1
14.	VCL-MX-056	V.36, N x 64Kbps Synchronous Data Interface, ONE Interface per Card-User Selectable Data Rate of "N" (1 thru 30)-DCE	1
15.	VCL-MX-057	RS530, N x 64Kbps Synchronous Data Interface, ONE Interface Per Card-User Selectable Data Rate of "N" (1 thru 30)-DCE	1
16.	VCL-MX-058	X.21, N x 64Kbps Synchronous Data Interface, ONE Interface per 2 Card-User Selectable Data Rate of "N" (1 thru 30)-DCE	1
17.	VCL-MX-081	Fractional E1-N x 64Kbps Data Interface, ONE Fractional E1 Interface per Card-User Selectable Data Rate of "N" (1 thru 30)	1
18.	VCL-MX- 10BaseT	Single Port, Integrated 10BaseT Ethernet Bridge card. User Selectable ("n" x 64) Bandwidth. "n" = 1 thru 30.	1
19.	VCL-MX-090	iDSL @ 64/128 Kbps - (Remote) Customer premises equipment with a synchronous V.35 data interface @ 64/128 Kbps with AC adapter	1
20.	VCL-MX- 1478-GEN	Dual Port VF, GEN-GEN Magneto Line Interface Card	1

Ordering Information

Optional and Accessories			
S.No.	Part #	Product Description	Qty
1.	VCL-30-01048	Power Supply (External) AC to DC Converter Portable External Converter Universal AC Input [93VAC-276VAC, 47Hz-63Hz] to DC Output [(-)48V DC] - Optional 1 (Supports 1 channel bank)	1
2.	VCL-30-01048 19-RK	Power Supply (External) AC to DC Converter External Converter] Universal AC Input [93V AC-276V AC, 47Hz-63Hz] to DC Output [(-) 48V DC] - Optional 2 (Supports up to 4 channel banks)	1
3.	VCL-30-75-Conv	75 Ohms to 120 Ohms Converter, G.703 Transformer Module (Balun) with RJ-45 and Female BNC	1
4.	VCL-120/75-16 Converter	16 E1, 120 Ohms to 75 Ohms (BNC) Converter Panel - 19 inch Rack Mount version, RJ-45 Connection on 120 Ohms/BNC (female) connection on 75 Ohms, with RJ-45 cables	1
5.	BNC to BNC Cables	BNC to BNC Cable	1
6.	Cables	RJ-11 connectorized Cables for FXS/FXO Cards - RJ-11 to RJ-11 2 cables for each dual port interface card	1
7.	Cables	E&M Connectorized Cables - 2 cables for each dual port interface card	2
8.	Cables	RS232 Connectorized Cables - 2 cables for each dual port interface card	2
9.	Cables	V.35 (M34-Winchester) - "n" x 64Kbps Connectorized Cable 1 cable for each interface card	1
10.	Cables	V.36/X.21/RS530 - "n" x 64Kbps Connectorized Cable	1
11.	Cables	Fractional E1 Connectorized Cables	1
12.	Cables	G.703 Connectorized Cables	2
13.	Cables	iDSL Connectorized Cables	1
14.	Cables	E1 Interface - RJ-45 Connectorized Cable (Straight-through & Cross-Over Cable - 1, ea.)	1
15.	Cables	NMS Connectorized Cables	1
16.	Cables	LMS Cables	1
17.	Manual	Documentation User Manual & System Software Disks	1

Notes : _____

Technical specifications are subject to changes without notice.
All brand name and trademarks are the property of their respective owners.
Revision 06 - November 02, 2010

INDIA

Valiant Communications Limited

71/1, Shivaji Marg, New Delhi - 110015, India
Phone: +91-11 4105 5601, +91-11 4105 5602,
+91-11 4105 5603, +91-11 2592 8415,
Fax: +91-11 4105 5604, +91-11 2543 4300
E-mail: getinfo@valiantcom.com
Website: <http://www.valiantcom.com>

U.S.A.

Valcomm Technologies Inc.

4000 Ponce de Leon, Suite 470
Coral Gables, FL 33146
United States of America
E-mail: fl@valiantcom.com
Website: <http://www.valiantcom.com>

U.K.

Valiant Communications (UK) Ltd

1, Acton Hill Mews, 310-328 Uxbridge Road,
London W3 9QN
United Kingdom
E-mail: uk@valiantcom.com
Website: <http://www.valiantcom.com>

U.A.E.

Valiant Communications FZE

P.O. Box No. 121523 SAIF Zone,
Sharjah,
U.A.E.
E-mail: uae@valiantcom.com
Website: <http://www.valiantcom.com>